

# Vanguard Total International Stock Index Fund

International stock fund | Institutional Plus Shares

## Fund facts

Risk level	Total net assets	Expense ratio as of 02/27/23	Ticker symbol	Turnover rate	Inception date	Fund number
Low <-----> High 1 2 3 4 5	\$31,992 MM	0.07%	VTPSX	5.1%	11/30/10	1870

## Investment objective

Vanguard Total International Stock Index Fund seeks to track the performance of a benchmark index that measures the investment return of stocks issued by companies located in developed and emerging markets, excluding the United States.

## Investment strategy

The fund employs an indexing investment approach designed to track the performance of the FTSE Global All Cap ex US Index, a free-float-adjusted market-capitalization-weighted index designed to measure equity market performance of companies located in developed and emerging markets, excluding the United States. The index includes more than 5,300 stocks of companies located in 46 countries. The fund invests substantially all of its assets in the common stocks included in its target index.

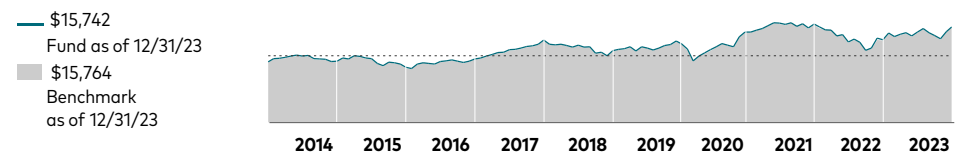
For the most up-to-date fund data, please scan the QR code below.



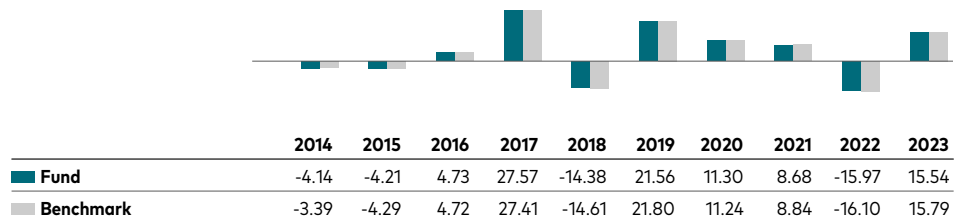
## Benchmark

Primary: Spl Total International Stock Index, Fair-valued priced: FTSE Global All Cap ex US FV Ix

## Growth of a \$10,000 investment: January 31, 2014–December 31, 2023



## Annual returns



## Total returns

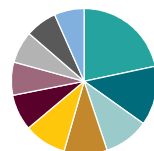
Periods ended December 31, 2023

	Quarter	Year to date	One year	Three years	Five years	Ten years
Fund	9.98%	15.54%	15.54%	1.80%	7.38%	4.13%
Benchmark	9.77%	15.79%	15.79%	1.88%	7.46%	4.20%
FVP Benchmark	10.02%	—	15.63%	1.83%	7.43%	—

The performance data shown represent past performance, which is not a guarantee of future results. Investment returns and principal value will fluctuate, so investors' shares, when sold, may be worth more or less than their original cost. Current performance may be lower or higher than the performance data cited. For performance data current to the most recent month-end, visit our website at [vanguard.com/performance](https://www.vanguard.com/performance). The performance of an index is not an exact representation of any particular investment, as you cannot invest directly in an index.

Figures for periods of less than one year are cumulative returns. All other figures represent average annual returns. Performance figures include the reinvestment of all dividends and any capital gains distributions. All returns are net of expenses.

## Market allocation—stocks



Japan	15.7%	Switzerland	5.8
United Kingdom	9.6	India	5.4
Canada	7.2	Australia	5.1
China	7.0	Germany	5.1
France	6.8	Taiwan	4.8

# Vanguard Total International Stock Index Fund

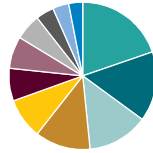
International stock fund | Institutional Plus Shares

## Ten largest holdings\*

1	Taiwan Semiconductor Manufacturing Co. Ltd.	
2	Samsung Electronics Co. Ltd.	
3	Novo Nordisk A/S	
4	Nestle SA	
5	ASML Holding NV	
6	Tencent Holdings Ltd.	
7	Toyota Motor Corp.	
8	Shell plc	
9	Roche Holding AG	
10	Novartis AG	
Top 10 as % of total net assets		9.4%

\* The holdings listed exclude any temporary cash investments and equity index products.

## Sector Diversification



Financials	19.7%	Consumer Staples	7.0
Industrials	15.4	Energy	5.7
Consumer Discretionary	13.3	Telecommunications	4.0
Technology	12.2	Utilities	3.5
Health Care	8.9	Real Estate	3.1
Basic Materials	7.2	Other	0.0

Sector categories are based on the Industry Classification Benchmark system ("ICB"), except for the "Other" category (if applicable), which includes securities that have not been provided an ICB classification as of the effective reporting period.

Connect with Vanguard® • [vanguard.com](https://www.vanguard.com)

## Plain talk about risk

An investment in the fund could lose money over short or long periods of time. You should expect the fund's share price and total return to fluctuate within a wide range. The fund is subject to the following risks, which could affect the fund's performance:

**Stock market risk**, which is the chance that stock prices overall will decline. Stock markets tend to move in cycles, with periods of rising prices and periods of falling prices. The fund's investments in foreign stocks can be riskier than U.S. stock investments. Foreign stocks may be more volatile and less liquid than U.S. stocks. The prices of foreign stocks and the prices of U.S. stocks may move in opposite directions. In addition, the fund's target index may, at times, become focused in stocks of a particular market sector, which would subject the fund to proportionately higher exposure to the risks of that sector.

**Investment style risk**, which is the chance that returns from non-U.S. small- and mid-capitalization stocks will trail returns from global stock markets. Historically, non-U.S. small- and mid-cap stocks have been more volatile in price than the large-cap stocks that dominate the global markets, and they often perform quite differently.

**Country/regional risk**, which is the chance that world events—such as political upheaval, financial troubles, or natural disasters—will adversely affect the value of securities issued by companies in foreign countries or regions. Because the fund may invest a large portion of its assets in securities of companies located in any one country or region, the fund's performance may be hurt disproportionately by the poor performance of its investments in that area. Country/regional risk is especially high in emerging markets.

**Currency risk**, which is the chance that the value of a foreign investment, measured in U.S. dollars, will decrease because of unfavorable changes in currency exchange rates. Currency risk is especially high in emerging markets.

**Emerging markets risk**, which is the chance that the stocks of companies located in emerging markets will be substantially more volatile, and substantially less liquid, than the stocks of companies located in more developed foreign markets because, among other factors, emerging markets can have greater custodial and operational risks; less developed legal, tax, regulatory, and accounting systems; and greater political, social, and economic instability than developed markets.

**Index replicating risk**, which is the chance that the fund may be prevented from holding one or more securities in the same proportion as in its target index.

## Note on frequent trading restrictions

Frequent trading policies may apply to those funds offered as investment options within your plan. Please log on to [vanguard.com](https://www.vanguard.com) for your employer plans or contact Participant Services at 800-523-1188 for additional information.

London Stock Exchange Group companies include FTSE International Limited ("FTSE"), Frank Russell Company ("Russell"), MTS Next Limited ("MTS"), and FTSE TMX Global Debt Capital Markets Inc. ("FTSE TMX"). All rights reserved. "FTSE", "Russell", "MTS", "FTSE TMX" and "FTSE Russell" and other service marks and trademarks related to the FTSE or Russell indexes are trademarks of the London Stock Exchange Group companies and are used by FTSE, MTS, FTSE TMX and Russell under license. All information is provided for information purposes only. No responsibility or liability can be accepted by the London Stock Exchange Group companies nor its licensors for any errors or for any loss from use of this publication. Neither the London Stock Exchange Group companies nor any of its licensors make any claim, prediction, warranty or representation whatsoever, expressly or impliedly, either as to the results to be obtained from the use of the FTSE Indexes or the fitness or suitability of the Indexes for any particular purpose to which they might be put.

**For more information about Vanguard funds or to obtain a prospectus, see below for which situation is right for you.**

If you receive your retirement plan statement from Vanguard or log on to Vanguard's website to view your plan, visit [vanguard.com](https://www.vanguard.com) or call 800-523-1188.

If you receive your retirement plan statement from a service provider other than Vanguard or log on to a recordkeeper's website that is not Vanguard to view your plan, please call 855-402-2646.

Visit [vanguard.com](https://www.vanguard.com) to obtain a prospectus or, if available, a summary prospectus. Investment objectives, risks, charges, expenses, and other important information about a fund are contained in the prospectus; read and consider it carefully before investing.

**Financial advisor clients: For more information about Vanguard funds, contact your financial advisor to obtain a prospectus.**

Investment Products: Not FDIC Insured • No Bank Guarantee • May Lose Value